

Apple TV mirroring

You will need the following:

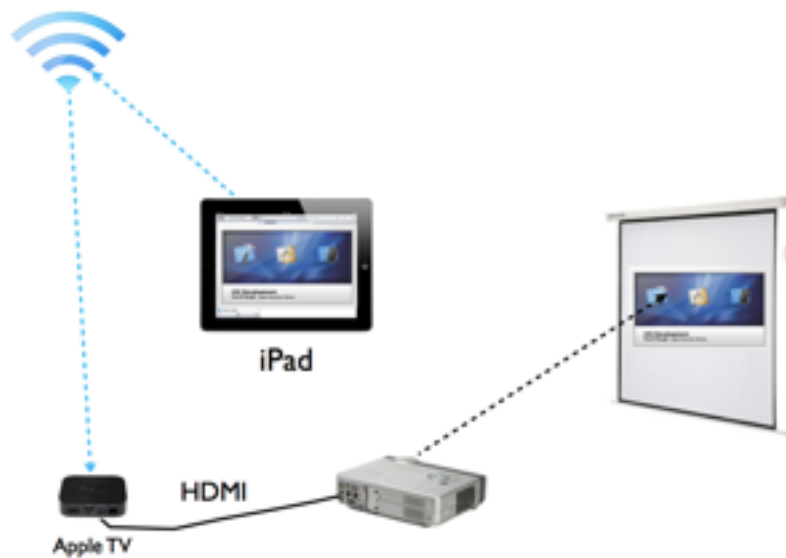
iPad 2 with iOS 5 installed

HDMI projector

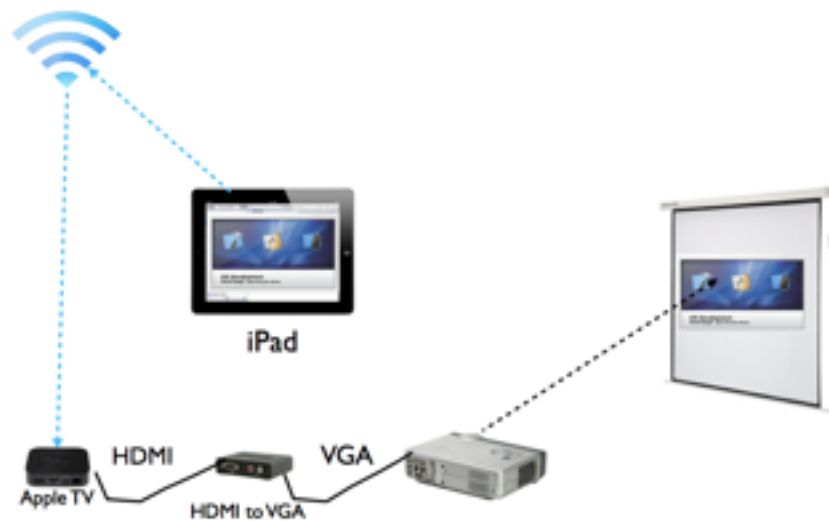
If no HDMI projector you will need a powered HDMI to VGA convertor (Konig make a reasonably priced version)

Wireless network

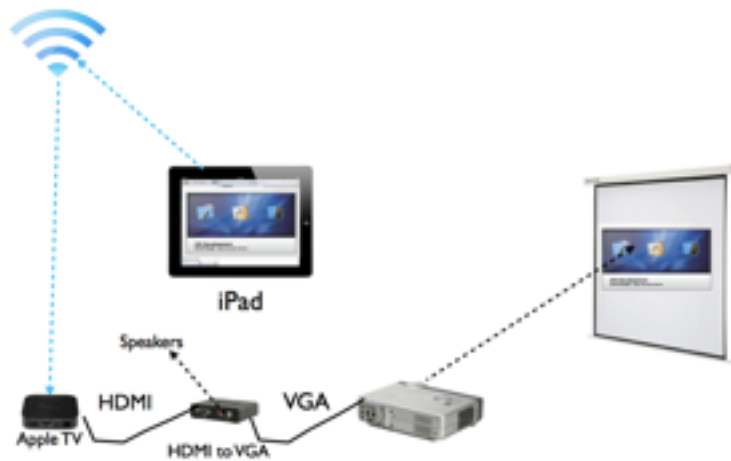
With an HDMI projector things are simple:



With a VGA projector you need a convertor box:



As the output of the Apple TV is HDMI this carries the audio so you will need to think about how you connect the audio:



On Apple TV you will have to enable Airplay in the settings and to access mirroring on you iPad double tap the home key and wipe the icons at the bottom to the right. This will display the Airplay mirroring options.

